



Clinical Practice Guideline

Guideline coverage includes NICU KEMH, NICU PMH and NETS WA

# Resuscitation: Emergency Transfusion of O-Negative Blood in Theatre

This document should be read in conjunction with the [Disclaimer](#)

This document must be read in conjunction with Transfusion Medicine: [Emergency O Negative Blood Issue for Neonates](#).

## Indication

- Massive blood loss with associated shock (weak pulses, bradycardia) not responding to volume replacement with normal saline.

## Access to Uncrossmatched O-Negative Blood

- Two (2) mini packs of CMV negative blood will be available in Theatre Recovery monitored blood fridge.

## Minipack Use in Theatre

Minipacks are not to be removed from the Theatre Recovery monitored blood fridge unless:

- Immediate transfusion to the neonate is indicated.
- Minipacks must be set up for infusion or returned to the blood fridge within 30 minutes of removal.

## Process for Resuscitation Team

- A nominated person from the resuscitation team is to notify Blood Bank at the earliest possible opportunity when the minipacks are removed from the blood fridge and provide the maternal name, UMRN, requesting clinician and location.
- Blood Bank will check maternal antibody status and offer where possible an alternative if the O Negative blood is incompatible.
- Blood Bank will supply further packs if required.
- Collecting a crossmatch sample from the neonate preferably a pre-transfusion sample - The request should be clearly notated to reflect whether the sample is PRE or POST transfusion.
- Notify Blood Bank if there are any problems with the fridge, minipacks or process.
- Notify Blood Bank if minipacks are removed from the blood fridge and returned unused. Repeated unmonitored removal from the blood fridge could result in bacterially contaminated product.

## Essential Documentation






**Requesting Neonatologist/Senior Registrar** are to ensure:

- The Theatre Transfusion Register is completed with date and time of minipack removal and/or return to Recovery blood fridge.
- If minipacks are transfused, completing the 'Uncrossmatched Emergency O Negative' label attached to each minipack.
- Returning the completed Theatre Transfusion Register form and labels to Blood Bank as soon as possible.
- NOTE: It is essential that Blood Bank is notified of the outcome of any minipacks that are not used within the 30 minute time frame.

### Related WNHS policies, procedures and guidelines

Transfusion Medicine: Major Haemorrhage – [Urgent Transfusion Requests](#)

Transfusion Medicine: [Pre-transfusion Testing for Adults and Neonates](#)

Document owner:	Neonatology Directorate Management Committee		
Author / Reviewer:	Neonatology Directorate Management Committee		
Date first issued:	25 <sup>th</sup> October 2016		
Last reviewed:	25 <sup>th</sup> October 2016	Next review date:	25 <sup>th</sup> October 2019
Endorsed by:	Neonatology Directorate Management Committee	Date endorsed:	25 <sup>th</sup> October 2016
Standards Applicable:	NSQHS Standards: 1  Governance, 5  Patient ID/Procedure Matching, 6  Clinical Handover, 7  Blood Products, 9  Clinical Deterioration		
<p><b>Printed or personally saved electronic copies of this document are considered uncontrolled.</b>  <b>Access the current version from the WNHS website.</b></p>			