



NEONATAL MEDICATION GUIDELINE

Rotavirus Vaccine (Rotarix®)

Scope (Staff): Nursing, Medical and Pharmacy Staff

Scope (Area): KEMH NICU, PCH NICU, NETS WA

This document should be read in conjunction with the [Disclaimer](#).

Quick Links

[Dose](#)

[Preparation & Administration](#)

[Side Effects & Interactions](#)

[Monitoring](#)

Restrictions

[Formulary: Unrestricted](#)

HIGH RISK Medication 

Description

Live, attenuated rotavirus vaccine

Presentation

Oral liquid: 1.5mL

Storage

Refrigerate between 2 to 8°C. Do not freeze. Store in original package to protect from light.

Contraindications

- Acute severe febrile illness
- Hypersensitivity to first dose
- Previous intussusception
- Uncorrected congenital malformation of the GI tract
- Severe Combined Immunodeficiency (SCID)

Precautions

- Infants with stomas.
- Infants on glucocorticoids.
- Immunocompromised child or family members: vaccine is a live attenuated vaccine; consider risk vs. benefit in this population.

- Infants who were born to mothers who received biological disease-modifying anti-rheumatic drugs (bDMARDs), particularly in the 3rd trimester, are not recommended to receive rotavirus vaccine.

Dose

Vaccine

Oral:

Normally given with 2 and 4 month immunisations

1st dose: between 6 and 14 weeks of age

2nd dose: between 14 and 24 weeks of age

Note: must be a minimum of 4 weeks between 1st and 2nd dose.

Dose Adjustment

If an infant has NOT had a dose of any rotavirus vaccine AND is ≥ 15 weeks then that infant is NOT ELIGIBLE to commence any rotavirus vaccination dose.

Preterm infants: Vaccine is administered at a chronologic age (without correction for prematurity) similar to term infants, if the infant is clinically stable.

Administration

Parental consent must be obtained prior to all immunisations

Oral

Prior to administration:

Do not dilute contents of tube: the vaccine is ready use.

Can be given with or without feeds

Other vaccines may be given at the same time

Administration: **ORAL ADMINISTRATION ONLY**



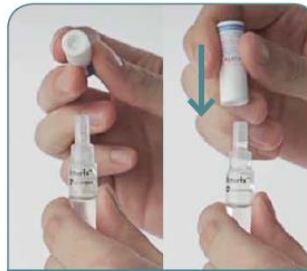
STEP 1

- Check the liquid is clear and particle-free, and the tube is intact.
- Pull off the cap. Keep the cap to pierce the membrane.



STEP 2

- Hold the tube upright.
- Repeatedly flick the top of the tube until it is clear of any liquid.



STEP 3

- Turn the cap upside down, and use the spike to pierce the membrane.



STEP 4

- To give Rotarix, seat the infant leaning slightly backwards.
- Squeeze the liquid gently into the side of the infant's mouth, towards the inside of their cheek.
- It is okay if a drop remains in the tip of the tube.

Post Administration:

Observe infant for 15 minutes post administration for anaphylaxis

Ensure use of universal infection control precautions when handling infants who have recently received rotavirus vaccination to avoid risk of contamination or faecal-oral spread.

If most of the oral rotavirus vaccine is vomited or regurgitated within minutes of administration, a single repeat dose may be administered during the same immunisation encounter.

If the infant regurgitates or vomits only a small amount of the oral rotavirus vaccine, it is considered as a valid dose and is not necessary to repeat the dose.

Side Effects

Common: diarrhoea, vomiting, pyrexia, nasopharyngitis

Serious: intussusception (rare)

Interactions

Nil significant

Monitoring

Observe infant for 15 minutes post administration for anaphylaxis

Comments

The vaccination course of Rotateq® is 3 doses, at 2, 4 and 6 months of age.

Related Policies, Procedures & Guidelines

WNHS Clinical Practice Guidelines:

[Standard and transmission-based precautions](#)









References

Australian Technical Advisory Group on Immunisation (ATAGI). Rotavirus. The Australian immunisation handbook 10th edition [Internet]. Canberra: Australian Government Department of Health; 2018 [updated 2021 Sep 27; cited 2021 Dec 9]. Available from: <http://www.immunisationhandbook.health.gov.au>

Neomed Formularies. Rotavirus vaccine. In: The Royal Hospital for Women [Internet]. [South Eastern Sydney, New South Wales;2018 [cited 2021 Dec 9]. Available from: <https://www.seslhd.health.nsw.gov.au/royal-hospital-for-women/neomed-formularies>

MIMS Australia. Rotarix. In: MIMS Online [Internet]. St Leonards (New South Wales): MIMS Australia; 2016 [cited 2021 Dec 9]. Available from: <https://www.mimsonline.com.au>

Australian Medicines Handbook. Rotavirus vaccine. In: Australian Medicines Handbook [Internet]. Adelaide (South Australia): Australian Medicines Handbook; 2021 [cited 2021 Dec 9]. Available from: <https://amhonline.amh.net.au/>

Keywords	Rotavirus, Rotarix, vaccine, immunisation				
Document Owner:	Head of Department - Neonatology				
Author/ Reviewer	KEMH & PCH Pharmacy/Neonatology Directorate				
Version Info:	V3.1 Addition of precaution with babies exposed to bDMARDs in utero				
Date First Issued:	01/05/2011	Last Reviewed:	10/12/2021	Review Date:	10/12/2024
Endorsed by:	Neonatal Directorate Management Group			Date:	22 Feb 2022
NSQHS Standards Applicable:	<input checked="" type="checkbox"/>  Std 1: Clinical Governance <input type="checkbox"/>  Std 2: Partnering with Consumers <input type="checkbox"/>  Std 3: Preventing and Controlling Healthcare Associated Infection <input checked="" type="checkbox"/>  Std 4: Medication Safety		<input type="checkbox"/>  Std 5: Comprehensive Care <input type="checkbox"/>  Std 6: Communicating for Safety <input type="checkbox"/>  Std 7: Blood Management <input type="checkbox"/>  Std 8: Recognising and Responding to Acute Deterioration		
Printed or personally saved electronic copies of this document are considered uncontrolled. Access the current version from WNHS HealthPoint.					

The health impact upon Aboriginal people has been considered, and where relevant incorporated and appropriately addressed in the development of this document (insert ISD Number). (Please refer to the Aboriginal Health Impact Statement and Declaration for Department of Health and Health Service Provider Guidelines – please delete once you have completed this).

This document can be made available in alternative formats on request for a person with a disability.

© Women and Newborn Health Service 2021

Copyright of this material is vested in the State of Western Australia unless otherwise indicated. Apart from any fair dealing for the purposes of private study, research, criticism or review, as permitted under the provisions of the Copyright Act 1968, no part may be reproduced or re-used for any purposes whatsoever without written permission of the State of Western Australia.